



Armadio forte spessore
(lamiera 12/10) ante a battenti
serratura triplice espansione
| Safety metal cabinet
12/10mm thickness



Armadio di sicurezza
(lamiera 30/10) anta a
battente serratura doppia
mappa | Safety metal cabinet
30/10 thickness



Armadio di sicurezza
(lamiera 30/10) ante a battenti
serratura doppia mappa |
Safety metal cabinet 30/10
thickness

5100C cm. 100x45x200h

5200C cm. 70x50x160h

5700C cm. 100x50x195h

Cartella colori / Color chart


Metallo / Metal




GRIGIO / GREY RAL 7035




AVORIO / SAND RAL 1013



GRIGIO ALLUMINIO / ALUMINIUM GREY RAL 9006



GRIGIO ANTRACITE / ANTHRACITE GREY RAL 7016



BIANCO / WHITE RAL 9010




BLU / BLUE RAL 5015



ROSSO / RED RAL 3020

Nobilitato / Melamine



GRIGIO MEDIO / MEDIUM GREY



NOCE / WALNUT

Teli serranda / Tambour doors



GRIGIO / GREY



GRIGIO ANTRACITE / GREY ANTHRACITE